

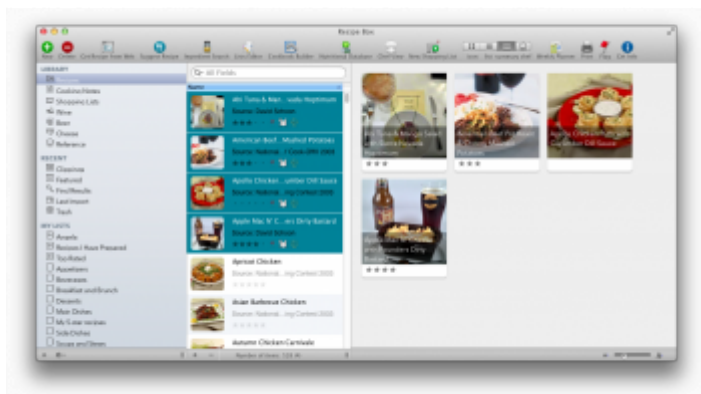
Mariner Software

Portal > Knowledgebase > MacGourmet Deluxe 4 > How to edit multiple recipes

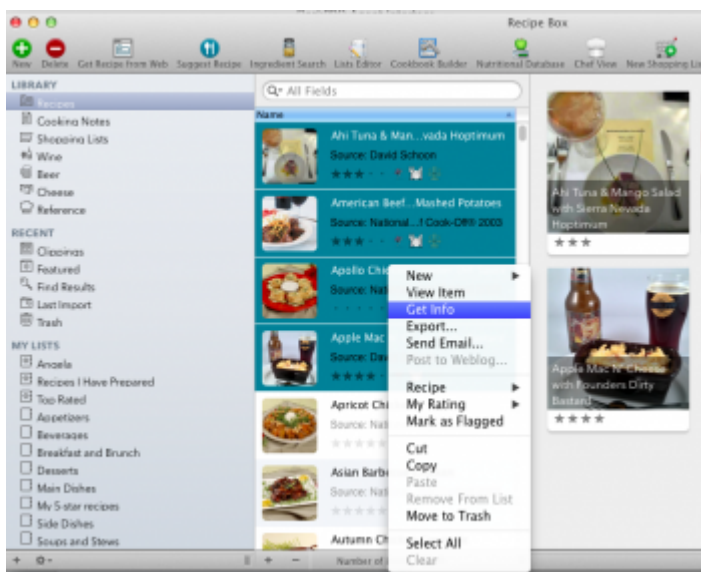
How to edit multiple recipes

Teresa Matuska - 2015-12-13 - in MacGourmet Deluxe 4

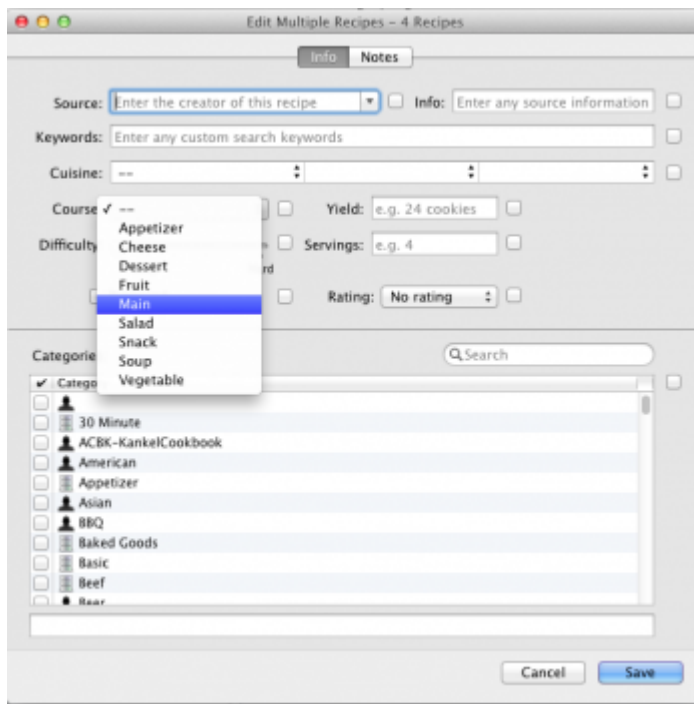
To edit multiple recipes, first select the group of recipes you want to edit. If you want non-consecutive recipes, use the Command key instead of the Shift key:



Then, right click and choose **Get Info** from the new window:



When you choose **Get Info**, a new window will display. Here you can make your edits/changes and have those changes effect the recipes you have selected:



Click **Save** and you're done!