Mariner Software

How do I sync my data between MacGourmet Deluxe 4 and Gourmet for iOS?

Dawn Messerly - 2020-06-19 - Gourmet Mobile for iOS

MacGourmet Deluxe 4 allows you to create an account on the Mariner Cloud server. Once you signup for an account, you will be able to sync your MacGourmet Deluxe 4 data from the app to the server, where the data can then be read by other Macs and iOS devices on which you sign into the same account. You will also be able to access new content created on other Macs and iOS devices, as well as edits made on other Macs and iOS devices.

The following instructions assume that you are going to sync your data from your Mac to the server first, then sync your data from your iOS device to the server. When you first launch the app on the Mac, you will be asked if you want to sync your MacGourmet Deluxe data with an existing account: If you already have a sync account setup, or you would like to set one up, click the Sync button. If not, click Do Not Sync and you can set one up later.

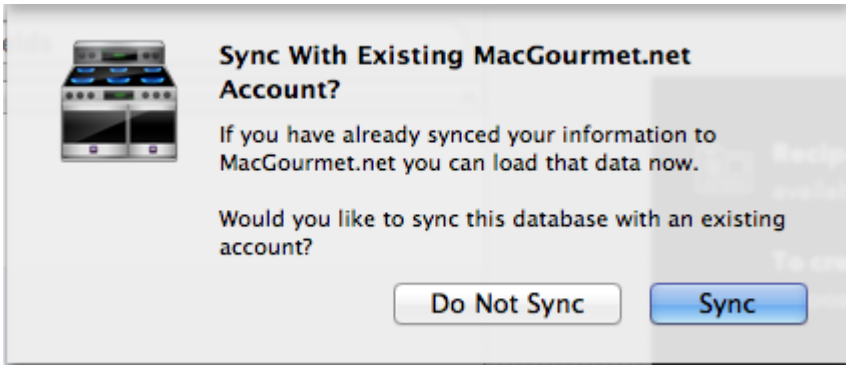

After clicking on the Sync button, you will be prompted to sign in to your existing account, or sign up for a new account. If you are signing up for a new account, please remember to write down the email address and password you've used to create the account, as you will need that information later.

After signing up for a new account or signing into an existing account, you'll see the following. At this point, you can click Sync Now to sync your data to the server.

When you sync, you will see the Sync Manager window. You can also access this any time by selecting Sync Manager from the Window menu.

After you have created a sync account, use that same account email and password to login from other Macs and/or devices that you wish to share data with.

On your iOS device, you will also be prompted to sync on first launch. If you elect to do so, you will see this window:

●○○○○ AT&T 8:37 93%

Cancel **Sign In**

Mariner Cloud Sign In
MarinerCloud.com syncs your recipes and notes with an online "cloud".

Member Name Email Address

Password Password

Sign In

Use Mariner Cloud for free
Create your free Mariner Cloud account.

Sign Up!
Sync your recipes and notes.

Account Reset
Reset your database for a clean sync with the server.

Reset

Here, you can login to an existing sync account, or you can create a new one. If you decline to sync when prompted on first launch, you can access the sync Manager by clicking on the sync icon in the lower left corner of the app window:

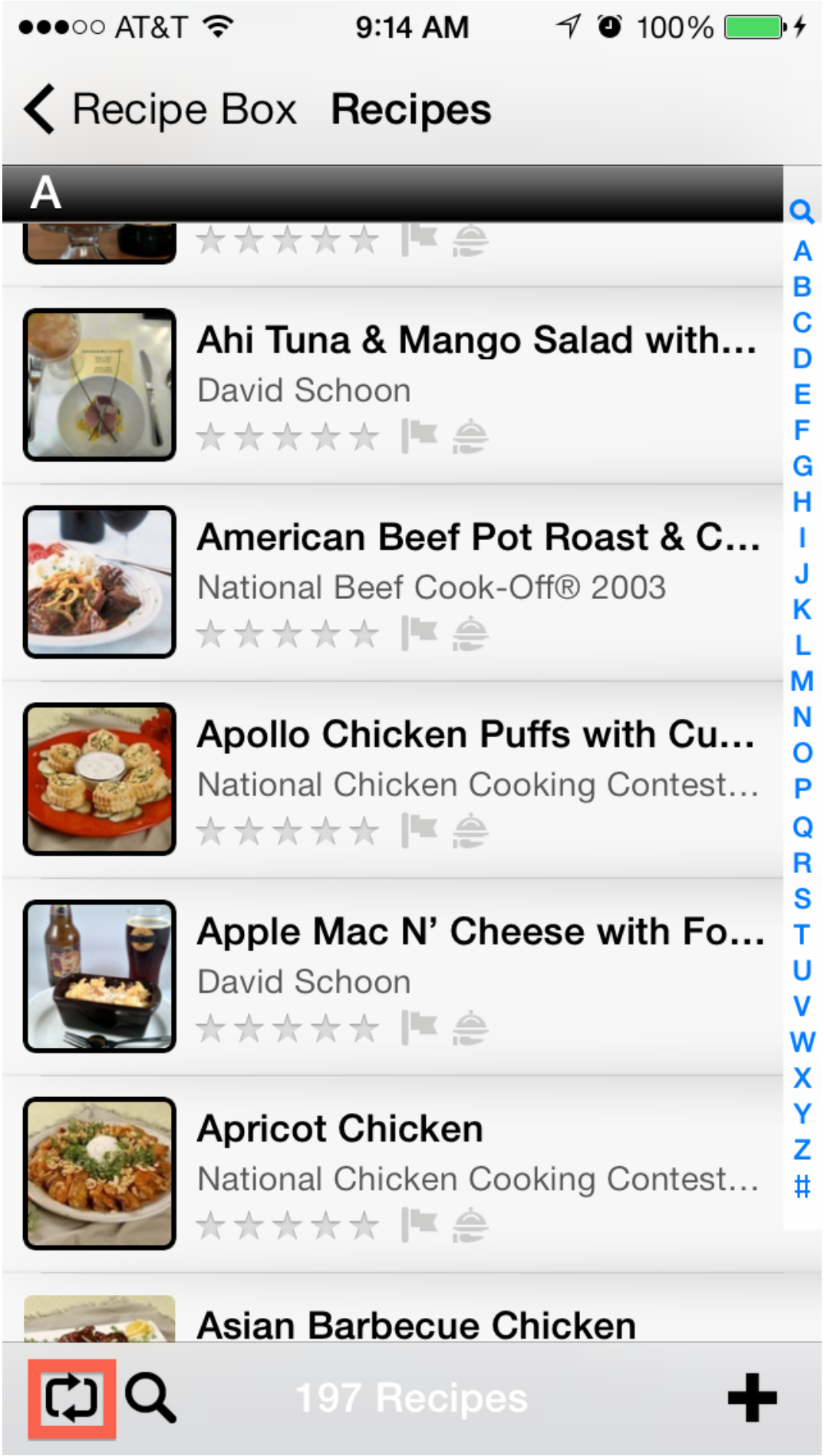
AT&T
9:14 AM
100%
Recipe Box
Recipes
A
Ahi Tuna & Mango Salad with...
David Schoon
American Beef Pot Roast & C...
National Beef Cook-Off® 2003
Apollo Chicken Puffs with Cu...
National Chicken Cooking Contest...
Apple Mac N' Cheese with Fo...
David Schoon
Apricot Chicken
National Chicken Cooking Contest...
Asian Barbecue Chicken
A B C D E F G H I J K L M N O P Q R S T U V W X Y Z #
197 Recipes

This will display the Sync Manager window that will allow you to initiate a sync:

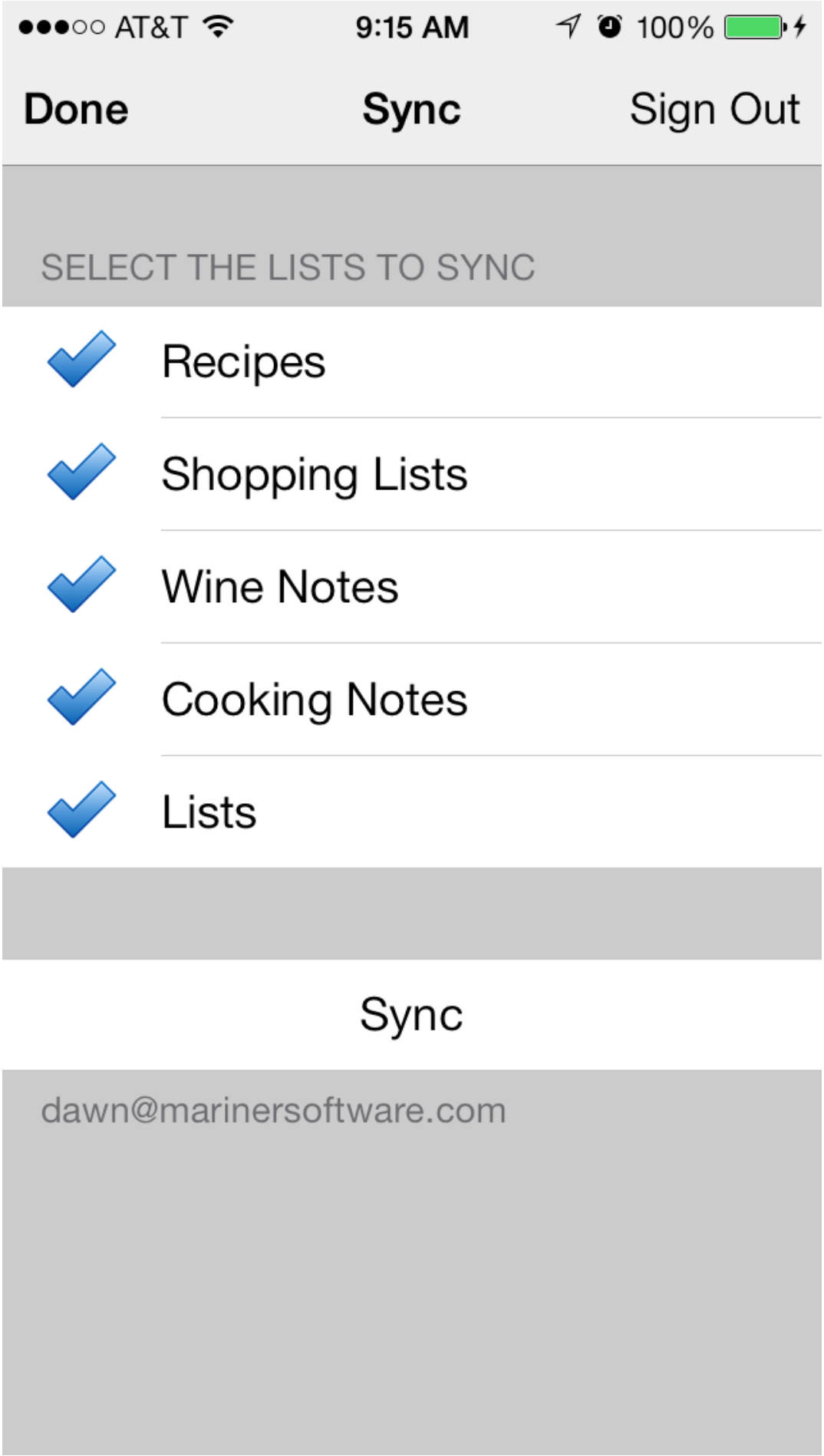
AT&T
9:15 AM
100%
Done
Sync
Sign Out
SELECT THE LISTS TO SYNC
Recipes
Shopping Lists
Wine Notes
Cooking Notes
Lists
Sync
dawn@marinersoftware.com

Tap the sync button to initiate a sync.

Attachments

- IMG_6200.PNG (94.20 KB)